




Scuola Secondaria di Primo Grado - Il anno

BACK TO SCHOOL **NEW OPPORTUNITIES**

di Donata Banzato



New opportunities



ELECTRONIC DEVICES

1 Look at the pictures of the devices useful for online learning.
Do you know their English names? Match their names to the pictures.

- keyboard
- laptop
- tablet
- smartphone

- earphones
- printer
- mouse
- computer screen

- 2** Have you or your family got any of the devices in exercise 1? Write some sentences following the examples.

I've got a smartphone, but I haven't got a tablet.

My mum's got a laptop. She hasn't got earphones.

ONLINE LEARNING ACTIVITIES

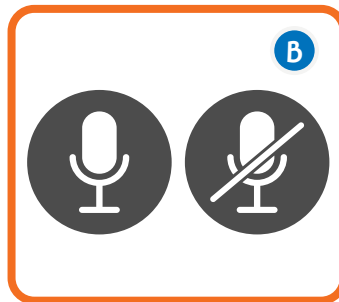
- 3** These are some online learning activities. Complete the sentences under the pictures with the right word/s.

message • microphone • keyboard • app • files / photos / videos • e-mail



type on the

.....




turn on / turn off the

.....



download an

.....



upload

.....



write and send an

.....



send a

.....

- 4** Write what online activities you can do. Choose from those in exercise 3 and in the following list:

- browse the internet
- log on to a learning platform
- send an attachment
- share a document
- make a video and upload it
- save a word document as a pdf

Inizia così: *I can...*

- 5** What do you do when you write an e-mail? Put these actions into chronological order.

- write the subject of the e-mail
- go into your e-mail account
- send the mail e-mail
- write the e-mail address
- write the message

© Pearson Italia S.p.A.

Referenze iconografiche

123rf: 2 destinacigdem (f); 2 Yod Pimsen (g); 3 jaizanuvar (b); 3 jemastock (d); **Shutterstock:** 2 You can more (a); 2 Maxx-Studio (b); 2 Telnov Oleksii (c); 2 Early Spring (d); 2 NathalieB (e); 2 Oleksiy Mark (h); 3 Abscent (a); 3 KittyVector (b); 3 Sergii Korolko (c); 3 MilaLiu (e); 3 NoDenmand (f).

Immagine di copertina: **Shutterstock:** Yuganov Konstantin